

**Market
Monkey**

Decorative orange lines and leaves graphic.

Blue

ASX Top 50

Market Monkey Price Indicator Charts

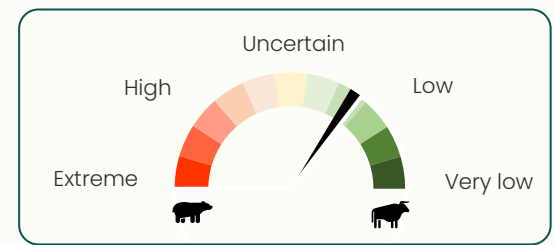
PAPER TRADING ONLY

CONFIDENTIAL. FOR MARKET MONKEYS ONLY.

For ASX Market Close, 13 DEC 2024

ASX50 SWING CHART p.1

XJO Market Sentiment & Risk



No.	ASX Code	Trend	Company Description	Sector	SWING ALERT	PRICE DIRECTION	TREND MOMENTUM	TRADING VOLUME	Buy-Sell PRESSURE	RISK
1	CBA	↑	COMMONWEALTH BANK OF AUSTRALIA	Banking Services...		46	86	-5	-2	63
2	BHP	→	BHP GROUP LIMITED	Metals & Mining...		-20	-56	7	9	-67
3	CSL	↘	CSL LIMITED	Pharmaceuticals...		-29	-90	18	2	-46
4	NAB	→	NATIONAL AUSTRALIA BANK LIMITE	Banking Services...		-13	-52	-22	-20	1
5	WBC	→	WESTPAC BANKING CORPORATION	Banking Services...	●	17	56	2	-13	46
6	ANZ	↓	ANZ GROUP HOLDINGS LIMITED	Banking Services...	●	-32	-44	46	-52	-3
7	MQG	→	MACQUARIE GROUP LIMITED.	Investment Banking &...	●	12	61	-28	-8	32
8	WES	↗	WESFARMERS LIMITED	Diversified Retail...	●	27	47	-8	9	53
9	GMG	→	GOODMAN GROUP UNT	N/A...		24	50	100	-8	65
10	FMG	→	FORTESCUE LTD	Metals & Mining...		-13	-43	25	22	-45
11	WDS	→	WOODSIDE ENERGY GROUP LTD	Oil & Gas...		-4	-84	-5	-8	-74
12	TLS	↗	TELSTRA GROUP LIMITED	Telecommunications S...	●	25	47	43	16	49
13	RIO	→	RIO TINTO LIMITED	Metals & Mining...	●	-9	-41	5	10	-26
14	ALL	↑	ARISTOCRAT LEISURE LIMITED	Hotels & Entertainme...		64	95	51	14	85
15	WTC	↘	WISETECH GLOBAL LIMITED	Software & IT Servic...	●	-30	-57	100	-30	22
16	TCL	↓	TRANSURBAN GROUP	Transport Infrastruc...	●	-31	-63	30	1	-71
17	WOW	↓	WOOLWORTHS GROUP LIMITED	Food & Drug Retailin...		-60	-80	44	3	-80
18	REA	↑	REA GROUP LTD	Software & IT Servic...		57	96	33	-13	71
19	QBE	↑	QBE INSURANCE GROUP LIMITED	Insurance...		61	81	38	-20	69
20	BXB	→	BRAMBLES LIMITED	Containers & Packagi...	●	16	96	-15	1	54
21	XRO	↑	XERO LIMITED	Software & IT Servic...		55	75	36	-12	68
22	SUN	↗	SUNCORP GROUP LIMITED	Insurance...		30	94	-17	-9	55
23	COL	→	COLES GROUP LIMITED	Food & Drug Retailin...		22	41	11	14	56
24	JHX	↘	JAMES HARDIE INDUSTRIES PUBLIC	Construction Materia...	●	-28	-58	-48	-7	6
25	PME	↑	PRO MEDICUS LIMITED	Healthcare Equipment...		89	100	100	100	131

ASX50 SWING CHART p.2

No.	ASX Code	Trend	Company Description	Sector	SWING ALERT	PRICE DIRECTION	TREND MOMENTUM	TRADING VOLUME	Buy-Sell PRESSURE	RISK
26	RMD	→	NA	NA...	●	12	90	-56	2	46
27	STO	→	SANTOS LIMITED	Oil & Gas...	●	-22	-49	16	-26	-76
28	NST	↗	NORTHERN STAR RESOURCES LTD	Metals & Mining...		28	90	99	-51	49
29	FPH	→	FISHER & PAYKEL HEALTHCARE COR	Healthcare Equipment...	●	13	68	35	-14	52
30	SVW	↑	SGH LIMITED	Machinery, Equipment...		41	86	-28	-19	52
31	COH	→	COCHLEAR LIMITED	Healthcare Equipment...	●	13	79	5	-8	31
32	IAG	↑	INSURANCE AUSTRALIA GROUP LIM	Insurance...		54	93	-20	5	67
33	ORG	↗	ORIGIN ENERGY LIMITED	Electrical Utilities...	●	26	86	-67	-15	42
34	CPU	↑	COMPUTERSHARE LIMITED	Professional & Comme...		74	78	20	20	83
35	SCG	→	SCENTRE GROUP	Real Estate Operatio...	●	18	62	100	-12	64
36	S32	→	SOUTH32 LIMITED	Metals & Mining...	●	-9	-47	20	-45	2
37	REH	↓	REECE LIMITED	Homebuilding & Const...		-36	-55	100	-13	-4
38	CAR	↑	CAR GROUP LIMITED	Software & IT Servic...		33	87	86	-45	60
39	QAN	↑	QANTAS AIRWAYS LIMITED	Passenger Transporta...		69	94	-20	-2	35
40	SHL	→	SONIC HEALTHCARE LIMITED	Healthcare Providers...	●	17	44	24	1	-8
41	ASX	↑	ASX LIMITED	Investment Banking &...	●	37	94	-18	0	60
42	SOL	→	WASHINGTON H. SOUL PATTINSON A	Holding Companies...	●	17	41	8	7	51
43	SGP	→	STOCKLAND UNT	N/A...	●	-14	-64	40	-21	9
44	AIA	↑	AUCKLAND INTERNATIONAL AIRPORT	Transport Infrastruc...	●	53	73	100	66	49
45	TLC	→	THE LOTTERY CORPORATION LIMITE	Hotels & Entertainme...		8	76	26	-3	54
46	IFT	→	INFRATIL LIMITED	Investment Banking &...	●	11	71	100	-11	29
47	MPL	↗	MEDIBANK PRIVATE LIMITED	Insurance...	●	25	63	37	5	27
48	NXT	→	NEXTDC LIMITED	Software & IT Servic...		-11	-90	46	-8	-14
49	EVN	↑	EVOLUTION MINING LIMITED	Metals & Mining...		34	88	-28	-1	21
50	TNE	↑	TECHNOLOGY ONE LIMITED	Software & IT Servic...		87	96	69	1	57

KEY

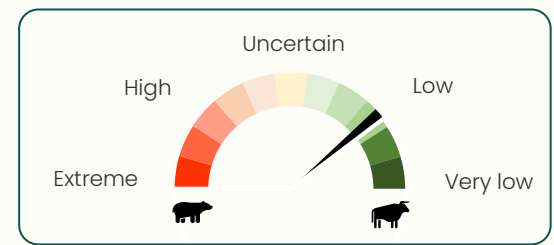
- ↑ Monthly stock price direction is trending upwards
- ↗ Monthly stock price direction is probably trending upwards
- Monthly stock price direction is uncertain
- ↘ Monthly stock price direction is probably trending downwards
- ↓ Monthly stock price direction is trending downwards

- Stock has entered a probable upswing or uptrend
- Stock price is currently flat or sideways
- Stock has entered a probable downswing or downtrend



ASX50 SWING CHART (RANKED) p.1

XJO Market Sentiment & Risk



####

.....

No.	ASX Code	Trend	Company Description	Sector	#N/A	PRICE DIRECTION	TREND MOMENTUM	TRADING VOLUME	Buy-Sell PRESSURE	RISK
25	PME	↑	PRO MEDICUS LIMITED	Healthcare Equipment...		89	100	100	100	131
50	TNE	↑	TECHNOLOGY ONE LIMITED	Software & IT Servic...		87	96	69	1	57
34	CPU	↑	COMPUTERSHARE LIMITED	Professional & Comme...		74	78	20	20	83
39	QAN	↑	QANTAS AIRWAYS LIMITED	Passenger Transporta...		69	94	-20	-2	35
14	ALL	↑	ARISTOCRAT LEISURE LIMITED	Hotels & Entertainme...		64	95	51	14	85
19	QBE	↑	QBE INSURANCE GROUP LIMITED	Insurance...		61	81	38	-20	69
18	REA	↑	REA GROUP LTD	Software & IT Servic...		57	96	33	-13	71
21	XRO	↑	XERO LIMITED	Software & IT Servic...		55	75	36	-12	68
32	IAG	↑	INSURANCE AUSTRALIA GROUP LIM	Insurance...		54	93	-20	5	67
44	AIA	↑	AUCKLAND INTERNATIONAL AIRPORT	Transport Infrastruc...	●	53	73	100	66	49
1	CBA	↑	COMMONWEALTH BANK OF AUSTRALIA	Banking Services...		46	86	-5	-2	63
30	SVW	↑	SGH LIMITED	Machinery, Equipment...		41	86	-28	-19	52
41	ASX	↑	ASX LIMITED	Investment Banking &...	●	37	94	-18	0	60
49	EVN	↑	EVOLUTION MINING LIMITED	Metals & Mining...		34	88	-28	-1	21
38	CAR	↑	CAR GROUP LIMITED	Software & IT Servic...		33	87	86	-45	60
22	SUN	↗	SUNCORP GROUP LIMITED	Insurance...		30	94	-17	-9	55
28	NST	↗	NORTHERN STAR RESOURCES LTD	Metals & Mining...		28	90	99	-51	49
8	WES	↗	WESFARMERS LIMITED	Diversified Retail...	●	27	47	-8	9	53
33	ORG	↗	ORIGIN ENERGY LIMITED	Electrical Utilities...	●	26	86	-67	-15	42
47	MPL	↗	MEDIBANK PRIVATE LIMITED	Insurance...	●	25	63	37	5	27
12	TLS	↗	TELSTRA GROUP LIMITED	Telecommunications S...	●	25	47	43	16	49
9	GMG	↗	GOODMAN GROUP UNT	N/A...		24	50	100	-8	65
23	COL	↗	COLES GROUP LIMITED	Food & Drug Retailin...		22	41	11	14	56
35	SCG	↗	SCENTRE GROUP	Real Estate Operatio...	●	18	62	100	-12	64
40	SHL	↗	SONIC HEALTHCARE LIMITED	Healthcare Providers...	●	17	44	24	1	-8

ASX50 SWING CHART (RANKED) p.2


No.	ASX Code	Trend	Company Description	Sector	SWING ALERT	PRICE DIRECTION	TREND MOMENTUM	TRADING VOLUME	Buy-Sell PRESSURE	RISK
42	SOL	➔	WASHINGTON H. SOUL PATTINSON A	Holding Companies...	●	17	41	8	7	51
5	WBC	➔	WESTPAC BANKING CORPORATION	Banking Services...	●	17	56	2	-13	46
20	BXB	➔	BRAMBLES LIMITED	Containers & Packagi...	●	16	96	-15	1	54
31	COH	➔	COCHLEAR LIMITED	Healthcare Equipment...	●	13	79	5	-8	31
29	FPH	➔	FISHER & PAYKEL HEALTHCARE COR	Healthcare Equipment...	●	13	68	35	-14	52
26	RMD	➔	NA	NA...	●	12	90	-56	2	46
7	MQG	➔	MACQUARIE GROUP LIMITED.	Investment Banking &...	●	12	61	-28	-8	32
46	IFT	➔	INFRATIL LIMITED	Investment Banking &...	●	11	71	100	-11	29
45	TLC	➔	THE LOTTERY CORPORATION LIMITE	Hotels & Entertainme...		8	76	26	-3	54
11	WDS	➔	WOODSIDE ENERGY GROUP LTD	Oil & Gas...		-4	-84	-5	-8	-74
13	RIO	➔	RIO TINTO LIMITED	Metals & Mining...	●	-9	-41	5	10	-26
36	S32	➔	SOUTH32 LIMITED	Metals & Mining...	●	-9	-47	20	-45	2
48	NXT	➔	NEXTDC LIMITED	Software & IT Servic...		-11	-90	46	-8	-14
10	FMG	➔	FORTESCUE LTD	Metals & Mining...		-13	-43	25	22	-45
4	NAB	➔	NATIONAL AUSTRALIA BANK LIMITE	Banking Services...		-13	-52	-22	-20	1
43	SGP	➔	STOCKLAND UNT	N/A...	●	-14	-64	40	-21	9
2	BHP	➔	BHP GROUP LIMITED	Metals & Mining...		-20	-56	7	9	-67
27	STO	➔	SANTOS LIMITED	Oil & Gas...	●	-22	-49	16	-26	-76
24	JHX	➔	JAMES HARDIE INDUSTRIES PUBLIC	Construction Materia...	●	-28	-58	-48	-7	6
3	CSL	➔	CSL LIMITED	Pharmaceuticals...		-29	-90	18	2	-46
15	WTC	➔	WISETECH GLOBAL LIMITED	Software & IT Servic...	●	-30	-57	100	-30	22
16	TCL	➔	TRANSURBAN GROUP	Transport Infrastruc...	●	-31	-63	30	1	-71
6	ANZ	➔	ANZ GROUP HOLDINGS LIMITED	Banking Services...	●	-32	-44	46	-52	-3
37	REH	➔	REECE LIMITED	Homebuilding & Const...		-36	-55	100	-13	-4
17	WOW	➔	WOOLWORTHS GROUP LIMITED	Food & Drug Retailin...		-60	-80	44	3	-80

KEY

- ➔ Monthly stock price direction is trending upwards
- ➔ Monthly stock price direction is probably trending upwards
- ➔ Monthly stock price direction is uncertain
- ➔ Monthly stock price direction is probably trending downwards
- ➔ Monthly stock price direction is trending downwards

- Stock has entered a probable upswing or uptrend
- Stock price is currently flat or sideways
- Stock has entered a probable downswing or downtrend





**Market
Monkey**