

**Market  
Monkey**

Decorative orange lines and leaves graphic.

# Blue

## ASX Top 100

---


Stock Price Swing Charts

For ASX Market Close  
29 March 2025

Learn to read sharemarket indicators 🚀

## Seven Steps to Smarter Trading and Investing

Learn the simple steps of active investing using proven stock indicators, trusted by top active fund managers, and used in portfolio management for over 50+ years. These simple yet powerful technical trading tips provide clear tactics for selecting blue-chip stocks to maximize portfolio growth. We've compiled some of the most effective strategies into this free resource.



Jump into the jungle of blue chip stock trading with our streamlined, seven step quick-start strategy for active trading.

[Learn More](#)

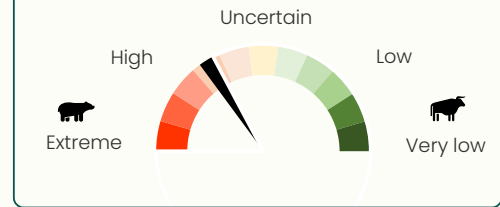
### Report Disclaimer

*The educational reports and materials created and provided by **Market Monkey** are intended for educational purposes only and **should not be used for making investing or trading decisions** of any kind. The data presented is delayed (not real-time) and may contain errors. The Market Monkey team does not warrant the accuracy of the data nor agree to update it within any specific timeframes. We are not a financial product advisory service, and Market Monkey does not provide financial product advice. The information provided by Market Monkey consists of numerical data based on publicly available information, user-entered data, or data otherwise available to us. The reports generated are derived from this information using Market Monkey algorithms and Swingvesting © methodology, and commonly used market calculations. This information is neither a recommendation nor a statement of opinion. It should not be relied upon for making investment decisions, and it is recommended that you seek your own independent financial advice before making any decisions regarding your investments. For explainers of this training resource, **visit our Seven Steps videos** on the Market Monkey website.*



# ASX TOP 50 SWING CHART p1

## TOP 50 Market Sentiment & Risk



No.	ASX Code	Trend	Company Description	Sector	SWING ALERT	PRICE DIRECTION	TREND MOMENTUM	TRADING VOLUME	Buy-Sell PRESSURE	RISK %
1	<b>CBA</b>	→	COMMONWEALTH BANK OF AUSTRALIA	Banking Services...		-16	-65	17	-40	-12
2	<b>BHP</b>	→	BHP GROUP LIMITED	Metals & Mining...		11	46	32	17	-33
3	<b>RIO</b>	→	RIO TINTO LIMITED	Metals & Mining...		10	38	27	71	18
4	<b>CSL</b>	↓	CSL LIMITED	Pharmaceuticals...		-46	-97	41	-35	-91
5	<b>NAB</b>	↓	NATIONAL AUSTRALIA BANK LIMITE	Banking Services...		-37	-74	31	-36	-56
6	<b>WBC</b>	→	WESTPAC BANKING CORPORATION	Banking Services...		-16	-56	-11	2	-1
7	<b>ANZ</b>	→	ANZ GROUP HOLDINGS LIMITED	Banking Services...	●	11	42	2	-5	14
8	<b>MQG</b>	↓	MACQUARIE GROUP LIMITED.	Investment Banking &...	●	-45	-65	26	-100	-65
9	<b>WES</b>	↘	WESFARMERS LIMITED	Diversified Retail...	●	-28	-57	13	-17	-7
10	<b>GMG</b>	↓	GOODMAN GROUP UNT	Data not available...		-53	-63	35	-71	-71
11	<b>SQ2</b>	→								
12	<b>FMG</b>	↘	FORTESCUE LTD	Metals & Mining...	●	-29	-65	83	-34	-73
13	<b>WDS</b>	→	WOODSIDE ENERGY GROUP LTD	Oil & Gas...		-25	-43	31	-39	-78
14	<b>TLS</b>	→	TELSTRA GROUP LIMITED	Telecommunications S...	●	22	84	56	25	74
15	<b>ALL</b>	↑	ARISTOCRAT LEISURE LIMITED	Hotels & Entertainme...		40	68	29	-100	21
16	<b>NEM</b>	↑	NEWMONT CORPORATION	Metals & Mining...		36	69	-63	100	81
17	<b>WTC</b>	↓	WISETECH GLOBAL LIMITED	Software & IT Servic...		-51	-87	83	-100	-76
18	<b>TCL</b>	↘	TRANSURBAN GROUP	Transport Infrastruc...	●	-27	-68	51	15	-37
19	<b>WOW</b>	↘	WOOLWORTHS GROUP LIMITED	Food & Drug Retailin...	●	-28	-53	75	-9	-64
20	<b>RMD</b>	→	RESMED INC.	Healthcare Equipment...		20	50	-50	-40	8
21	<b>REA</b>	→	REA GROUP LTD	Software & IT Servic...	●	24	77	25	-49	24
22	<b>QBE</b>	↑	QBE INSURANCE GROUP LIMITED	Insurance...		36	94	50	59	91
23	<b>BXB</b>	↑	BRAMBLES LIMITED	Containers & Packagi...		33	99	0	-23	55
24	<b>PME</b>	↓	PRO MEDICUS LIMITED	Healthcare Equipment...	●	-33	-76	85	-100	-18
25	<b>XRO</b>	↘	XERO LIMITED	Software & IT Servic...	●	-28	-73	10	-85	-33

# ASX TOP 50 SWING CHART p2

No.	ASX Code	Trend	Company Description	Sector	SWING ALERT	PRICE DIRECTION	TREND MOMENTUM	TRADING VOLUME	Buy-Sell PRESSURE	RISK %
26	COL	↑	COLES GROUP LIMITED	Food & Drug Retailin...		33	58	51	-18	58
27	SUN	↑	SUNCORP GROUP LIMITED	Insurance...	●	57	64	54	100	97
28	STO	↓	SANTOS LIMITED	Oil & Gas...		-32	-22	64	51	-42
29	FPH	↓	FISHER & PAYKEL HEALTHCARE COR	Healthcare Equipment...		-52	-78	79	6	0
30	CPU	↑	COMPUTERSHARE LIMITED	Professional & Comme...		58	94	24	-22	67
31	IAG	↓	INSURANCE AUSTRALIA GROUP LIM	Insurance...		-34	-53	2	-19	-11
32	COH	↓	COCHLEAR LIMITED	Healthcare Equipment...		-37	-56	96	45	-46
33	SVW	↑	SGH LIMITED	Machinery, Equipment...		34	95	-8	-12	57
34	ORG	→	ORIGIN ENERGY LIMITED	Electrical Utilities...		16	42	-55	-21	31
35	SCG	→	SCENTRE GROUP	Real Estate Operatio...		-23	-61	38	20	10
36	NST	→	NORTHERN STAR RESOURCES LTD	Metals & Mining...		24	58	29	90	88
37	NWS	↑	NEWS CORPORATION	Media & Publishing...		39	65	1	-54	31
38	MEZ	↘	MERIDIAN ENERGY LIMITED	Electrical Utilities...	●	-29	-73	4	-5	-78
39	S32	→	SOUTH32 LIMITED	Metals & Mining...		11	50	-1	-40	24
40	REH	↓	REECE LIMITED	Homebuilding & Const...		-61	-70	100	-100	-104
41	CAR	↘	CAR GROUP LIMITED	Software & IT Servic...	●	-30	-69	46	-100	-57
42	AIA	↘	AUCKLAND INTERNATIONAL AIRPORT	Transport Infrastruc...	●	-26	-73	100	-3	-5
43	QAN	↑	QANTAS AIRWAYS LIMITED	Passenger Transporta...	●	33	98	-12	-14	56
44	AMC	→	Arcor plc	Containers & Packagi...		-15	-48	100	-95	-28
45	SHL	↓	SONIC HEALTHCARE LIMITED	Healthcare Providers...	●	-32	-58	-2	-55	-94
46	JHX	↓	JAMES HARDIE INDUSTRIES PUBLIC	Construction Materia...	●	-43	-72	100	-100	-83
47	ASX	→	ASX LIMITED	Investment Banking &...	●	-23	-41	-10	0	19
48	SOL	↓	WASHINGTON H. SOUL PATTINSON A	Holding Companies...	●	-35	-41	62	25	15
49	APA	↑	APA GROUP UNT	Data not available...		40	65	71	84	44
50	IFT	↓	INFRAFIL LIMITED	Investment Banking &...		-51	-91	100	-19	-22

- ↑ Monthly stock price direction is in an uptrend
- ↗ Monthly stock price direction is probably in an uptrend
- Monthly stock price direction is uncertain
- ↘ Monthly stock price direction is probably in a downtrend
- ↓ Monthly stock price direction is in a downtrend

- Stock has entered an upswing or uptrend
- Stock price swing trend may be changing
- Stock has entered a downswing or downtrend



KEY

# ASX TOP 100 SWING CHART p1

No.	ASX Code	Trend	Company Description	Sector	SWING ALERT	PRICE DIRECTION	TREND MOMENTUM	TRADING VOLUME	Buy-Sell PRESSURE	RISK %
51	SGP	→	STOCKLAND UNT	Data not available...		11	42	-12	-19	17
52	TLC	→	THE LOTTERY CORPORATION LIMITE	Hotels & Entertainme...		-19	-38	33	13	-43
53	MPL	↑	MEDIBANK PRIVATE LIMITED	Insurance...		51	89	46	40	53
54	JBH	↑	JB HI-FI LIMITED	Specialty Retailers...		30	77	19	32	37
55	EVN	↑	EVOLUTION MINING LIMITED	Metals & Mining...		65	96	11	100	73
56	NXT	↓	NEXTDC LIMITED	Software & IT Servic...		-51	-97	66	-100	-56
57	TNE	↓	TECHNOLOGY ONE LIMITED	Software & IT Servic...	●	-39	-63	100	-49	-23
58	AFI	↓	AUSTRALIAN FOUNDATION INVESTME	Investment Banking &...	●	-39	-80	74	-21	-21
59	VCX	→	VICINITY CENTRES RE LTD	Residential & Commer...		21	43	56	28	33
60	TWE	↓	TREASURY WINE ESTATES LIMITED	Beverages...		-45	-72	68	-100	-49
61	BSL	↑	BLUESCOPE STEEL LIMITED	Metals & Mining...		45	66	40	-86	4
62	MCY	→	MERCURY NZ LIMITED	Electrical Utilities...	●	-10	-40	8	2	-8
63	TLX	↑	TELIX PHARMACEUTICALS LIMITED	Biotechnology & Medi...		48	98	28	-26	28
64	TPG	↗	TPG TELECOM LIMITED	Telecommunications S...	●	28	76	56	41	45
65	ORI	→	ORICA LIMITED	Chemicals...		-7	-67	100	85	31
66	RHC	↑	RAMSAY HEALTH CARE LIMITED	Healthcare Providers...	●	33	56	100	9	40
67	MGR	↗	MIRVAC GROUP UNT	Data not available...	●	28	55	22	25	30
68	YAL	↓	YANCOAL AUSTRALIA LTD	Coal...	●	-31	-91	100	-100	-42
69	SEK	↑	SEEK LIMITED	Professional & Comme...	●	32	35	32	-61	1
70	DXS	↗	DEXUS UNT	Data not available...		28	71	-7	-15	15
71	CEN	→	CONTACT ENERGY LIMITED	Electrical Utilities...	●	-16	-67	55	23	1
72	BEN	↓	BENDIGO AND ADELAIDE BANK LIM	Banking Services...		-67	-89	36	-2	-32
73	ALQ	↓	ALS LIMITED	Professional & Comme...	●	-31	-59	52	-37	-24
74	AGL	↓	AGL ENERGY LIMITED	Multiline Utilities...	●	-34	-49	-21	18	-17
75	LNW	↑	LIGHT & WONDER, INC.	Hotels & Entertainme...		41	76	100	-100	10

- ↑ Monthly stock price direction is in an uptrend
- ↗ Monthly stock price direction is probably in an uptrend
- Monthly stock price direction is uncertain
- ↘ Monthly stock price direction is probably in a downtrend
- ↓ Monthly stock price direction is in a downtrend

- Stock has entered an upswing or uptrend
- Stock price swing trend may be changing
- Stock has entered a downswing or downtrend

**Risk**

← Higher     Uncertain     Lower →

KEY

# ASX TOP 100 SWING CHART p2

No.	ASX Code	Trend	Company Description	Sector	SWING ALERT	PRICE DIRECTION	TREND MOMENTUM	TRADING VOLUME	Buy-Sell PRESSURE	RISK %
76	EDV	↘	ENDEAVOUR GROUP LIMITED	Food & Drug Retailin...	●	-27	-49	70	-58	-25
77	EBO	↑	EBOS GROUP LIMITED	Pharmaceuticals...		34	60	100	-18	32
78	WOR	↑	WORLEY LIMITED	Construction & Engin...		44	69	3	-22	19
79	NWL	↘	NETWEALTH GROUP LIMITED	Investment Banking &...	●	-39	-49	83	-100	-41
80	QUB	↘	QUBE HOLDINGS LIMITED	Transport Infrastruc...	●	-31	-53	16	-15	-22
81	ALX	↑	Atlas Arteria Group	Transport Infrastruc...		38	52	-3	-31	10
82	GPT	→	GPT GROUP UNT	Data not available...		19	52	52	-40	10
83	ALD	↘	AMPOL LIMITED	Oil & Gas...		-46	-59	87	-100	-44
84	MIN	↘	MINERAL RESOURCES LIMITED	Metals & Mining...		-49	-78	100	100	21
85	ARG	↘	ARGO INVESTMENTS LIMITED	Investment Banking &...	●	-29	-85	56	-34	-26
86	PLS	↘	PILBARA MINERALS LIMITED	Metals & Mining...		-31	-92	14	-34	-35
87	LYC	→	LYNAS RARE EARTHS LIMITED	Metals & Mining...		19	78	-3	70	42
88	SDF	→	STEADFAST GROUP LTD	Insurance...		-23	-68	62	41	5
89	LTM	↑	ARCADIUM LITHIUM PLC	Chemicals...		45	56	0	-100	-9
90	GQG	↑	GQG PARTNERS INC.	Investment Banking &...		31	52	-3	-46	3
91	CWY	→	CLEANAWAY WASTE MANAGEMENT LIM	Professional & Comme...		-23	-97	47	30	-6
92	CHC	↑	CHARTER HALL GRP UNT	Data not available...		41	80	-41	-21	13
93	HVN	↑	HARVEY NORMAN HOLDINGS LTD	Diversified Retail...		37	85	8	-34	17
94	AZJ	→	AURIZON HOLDINGS LIMITED	Freight & Logistics ...	●	-24	-95	8	-38	-35
95	HUB	↑	HUB24 LIMITED	Investment Banking &...		32	73	28	-100	-6
96	NXG	↘	NEXGEN ENERGY LTD.	Uranium...		-55	-81	100	-100	-49
97	IPL	↘	INCITEC PIVOT LIMITED	Chemicals...		-51	-77	20	-44	-41
98	SPK	↘	SPARK NEW ZEALAND LIMITED	Telecommunications S...		-72	-79	100	-100	-54
99	PMV	↘	PREMIER INVESTMENTS LIMITED	Specialty Retailers...		-98	-81	29	-100	-75
100	PNI	↘	PINNACLE INVESTMENT MANAGEMENT	Investment Banking &...	●	-38	-79	100	-100	-43

- ↑ Monthly stock price direction is in an uptrend
- ↗ Monthly stock price direction is probably in an uptrend
- Monthly stock price direction is uncertain
- ↘ Monthly stock price direction is probably in a downtrend
- ↓ Monthly stock price direction is in a downtrend

- Stock has entered an upswing or uptrend
- Stock price swing trend may be changing
- Stock has entered a downswing or downtrend

KEY



# ASX TOP 50 SWING CHART

(Ranked 1-50) p1

No.	ASX Code	Trend	Company Description	Sector	SWING ALERT	PRICE DIRECTION	TREND MOMENTUM	TRADING VOLUME	Buy-Sell PRESSURE	RISK %
27	SUN	↑	SUNCORP GROUP LIMITED	Insurance...	●	57	64	54	100	97
22	QBE	↑	QBE INSURANCE GROUP LIMITED	Insurance...		36	94	50	59	91
36	NST	→	NORTHERN STAR RESOURCES LTD	Metals & Mining...		24	58	29	90	88
16	NEM	↑	NEWMONT CORPORATION	Metals & Mining...		36	69	-63	100	81
14	TLS	→	TELSTRA GROUP LIMITED	Telecommunications S...	●	22	84	56	25	74
30	CPU	↑	COMPUTERSHARE LIMITED	Professional & Comme...		58	94	24	-22	67
26	COL	↑	COLES GROUP LIMITED	Food & Drug Retailin...		33	58	51	-18	58
33	SVW	↑	SGH LIMITED	Machinery, Equipment...		34	95	-8	-12	57
43	QAN	↑	QANTAS AIRWAYS LIMITED	Passenger Transporta...	●	33	98	-12	-14	56
23	BXB	↑	BRAMBLES LIMITED	Containers & Packagi...		33	99	0	-23	55
49	APA	↑	APA GROUP UNT	Data not available...		40	65	71	84	44
34	ORG	→	ORIGIN ENERGY LIMITED	Electrical Utilities...		16	42	-55	-21	31
37	NWS	↑	NEWS CORPORATION	Media & Publishing...		39	65	1	-54	31
21	REA	→	REA GROUP LTD	Software & IT Servic...	●	24	77	25	-49	24
39	S32	→	SOUTH32 LIMITED	Metals & Mining...		11	50	-1	-40	24
15	ALL	↑	ARISTOCRAT LEISURE LIMITED	Hotels & Entertainme...		40	68	29	-100	21
47	ASX	→	ASX LIMITED	Investment Banking &...	●	-23	-41	-10	0	19
3	RIO	→	RIO TINTO LIMITED	Metals & Mining...		10	38	27	71	18
48	SOL	↓	WASHINGTON H. SOUL PATTINSON A	Holding Companies...	●	-35	-41	62	25	15
7	ANZ	→	ANZ GROUP HOLDINGS LIMITED	Banking Services...	●	11	42	2	-5	14
35	SCG	→	SCENTRE GROUP	Real Estate Operatio...		-23	-61	38	20	10
20	RMD	→	RESMED INC.	Healthcare Equipment...		20	50	-50	-40	8
29	FPH	↓	FISHER & PAYKEL HEALTHCARE COR	Healthcare Equipment...		-52	-78	79	6	0
6	WBC	→	WESTPAC BANKING CORPORATION	Banking Services...		-16	-56	-11	2	-1
42	AIA	↘	AUCKLAND INTERNATIONAL AIRPORT	Transport Infrastruc...	●	-26	-73	100	-3	-5

# ASX TOP 50 SWING CHART

## (Ranked 1-51) p2

No.	ASX Code	Trend	Company Description	Sector	SWING ALERT	PRICE DIRECTION	TREND MOMENTUM	TRADING VOLUME	Buy-Sell PRESSURE	RISK %
9	WES	↘	WESFARMERS LIMITED	Diversified Retail...	●	-28	-57	13	-17	-7
31	IAG	↓	INSURANCE AUSTRALIA GROUP LIMI	Insurance...		-34	-53	2	-19	-11
1	CBA	↗	COMMONWEALTH BANK OF AUSTRALIA	Banking Services...		-16	-65	17	-40	-12
24	PME	↓	PRO MEDICUS LIMITED	Healthcare Equipment...	●	-33	-76	85	-100	-18
50	IFT	↓	INFRATIL LIMITED	Investment Banking &...		-51	-91	100	-19	-22
44	AMC	↗	Amcor plc	Containers & Packagi...		-15	-48	100	-95	-28
2	BHP	↗	BHP GROUP LIMITED	Metals & Mining...		11	46	32	17	-33
25	XRO	↘	XERO LIMITED	Software & IT Servic...	●	-28	-73	10	-85	-33
18	TCL	↘	TRANSURBAN GROUP	Transport Infrastruc...	●	-27	-68	51	15	-37
28	STO	↓	SANTOS LIMITED	Oil & Gas...		-32	-22	64	51	-42
32	COH	↓	COCHLEAR LIMITED	Healthcare Equipment...		-37	-56	96	45	-46
5	NAB	↓	NATIONAL AUSTRALIA BANK LIMITE	Banking Services...		-37	-74	31	-36	-56
41	CAR	↘	CAR GROUP LIMITED	Software & IT Servic...	●	-30	-69	46	-100	-57
19	WOW	↘	WOOLWORTHS GROUP LIMITED	Food & Drug Retailin...	●	-28	-53	75	-9	-64
8	MQG	↓	MACQUARIE GROUP LIMITED.	Investment Banking &...	●	-45	-65	26	-100	-65
10	GMG	↓	GOODMAN GROUP UNT	Data not available...		-53	-63	35	-71	-71
12	FMG	↘	FORTESCUE LTD	Metals & Mining...	●	-29	-65	83	-34	-73
17	WTC	↓	WISETECH GLOBAL LIMITED	Software & IT Servic...		-51	-87	83	-100	-76
38	MEZ	↘	MERIDIAN ENERGY LIMITED	Electrical Utilities...	●	-29	-73	4	-5	-78
13	WDS	↗	WOODSIDE ENERGY GROUP LTD	Oil & Gas...		-25	-43	31	-39	-78
46	JHX	↓	JAMES HARDIE INDUSTRIES PUBLIC	Construction Materia...	●	-43	-72	100	-100	-83
4	CSL	↓	CSL LIMITED	Pharmaceuticals...		-46	-97	41	-35	-91
45	SHL	↓	SONIC HEALTHCARE LIMITED	Healthcare Providers...	●	-32	-58	-2	-55	-94
11										
40	REH	↓	REECE LIMITED	Homebuilding & Const...		-61	-70	100	-100	-104

- KEY**
- ↗ Monthly stock price direction is in an uptrend
  - ↘ Monthly stock price direction is probably in an uptrend
  - ↔ Monthly stock price direction is uncertain
  - ↘ Monthly stock price direction is probably in a downtrend
  - ↓ Monthly stock price direction is in a downtrend

- Stock has entered an upswing or uptrend
- Stock price swing trend may be changing
- Stock has entered a downswing or downtrend





# ASX TOP 100 SWING CHART

(ranked 51-100) p1

No.	ASX Code	Trend	Company Description	Sector	SWING ALERT	PRICE DIRECTION	TREND MOMENTUM	TRADING VOLUME	Buy-Sell PRESSURE	RISK %
55	EVN	↑	EVOLUTION MINING LIMITED	Metals & Mining...		65	96	11	100	73
53	MPL	↑	MEDIBANK PRIVATE LIMITED	Insurance...		51	89	46	40	53
64	TPG	↗	TPG TELECOM LIMITED	Telecommunications S...	●	28	76	56	41	45
87	LYC	→	LYNAS RARE EARTHS LIMITED	Metals & Mining...		19	78	-3	70	42
66	RHC	↑	RAMSAY HEALTH CARE LIMITED	Healthcare Providers...	●	33	56	100	9	40
54	JBH	↑	JB HI-FI LIMITED	Specialty Retailers...		30	77	19	32	37
59	VCX	↗	VICINITY CENTRES RE LTD	Residential & Commer...		21	43	56	28	33
77	EBO	↑	EBOS GROUP LIMITED	Pharmaceuticals...		34	60	100	-18	32
65	ORI	→	ORICA LIMITED	Chemicals...		-7	-67	100	85	31
67	MGR	↗	MIRVAC GROUP UNT	Data not available...	●	28	55	22	25	30
63	TLX	↑	TELEX PHARMACEUTICALS LIMITED	Biotechnology & Medi...		48	98	28	-26	28
84	MIN	↓	MINERAL RESOURCES LIMITED	Metals & Mining...		-49	-78	100	100	21
78	WOR	↑	WORLEY LIMITED	Construction & Engin...		44	69	3	-22	19
51	SGP	↗	STOCKLAND UNT	Data not available...		11	42	-12	-19	17
93	HVN	↑	HARVEY NORMAN HOLDINGS LTD	Diversified Retail...		37	85	8	-34	17
70	DXS	↗	DEXUS UNT	Data not available...		28	71	-7	-15	15
92	CHC	↑	CHARTER HALL GRP UNT	Data not available...		41	80	-41	-21	13
81	ALX	↑	Atlas Arteria Group	Transport Infrastruc...		38	52	-3	-31	10
82	GPT	↗	GPT GROUP UNT	Data not available...		19	52	52	-40	10
75	LNW	↑	LIGHT & WONDER, INC.	Hotels & Entertainme...		41	76	100	-100	10
88	SDF	→	STEADFAST GROUP LTD	Insurance...		-23	-68	62	41	5
61	BSL	↑	BLUESCOPE STEEL LIMITED	Metals & Mining...		45	66	40	-86	4
90	GQG	↑	GQG PARTNERS INC.	Investment Banking &...		31	52	-3	-46	3
69	SEK	↑	SEEK LIMITED	Professional & Comme...	●	32	35	32	-61	1
71	CEN	↗	CONTACT ENERGY LIMITED	Electrical Utilities...	●	-16	-67	55	23	1

- KEY**
- ↑ Monthly stock price direction is in an uptrend
  - ↗ Monthly stock price direction is probably in an uptrend
  - Monthly stock price direction is uncertain
  - ↘ Monthly stock price direction is probably in a downtrend
  - ↓ Monthly stock price direction is in a downtrend

- Stock has entered an upswing or uptrend
- Stock price swing trend may be changing
- Stock has entered a downswing or downtrend



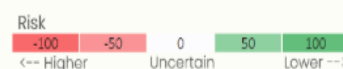
# ASX TOP 100 SWING CHART


(ranked 51-100) p2

No.	ASX Code	Trend	Company Description	Sector	SWING ALERT	PRICE DIRECTION	TREND MOMENTUM	TRADING VOLUME	Buy-Sell PRESSURE	RISK %
95	HUB	↑	HUB24 LIMITED	Investment Banking &...		32	73	28	-100	-6
91	CWY	→	CLEANAWAY WASTE MANAGEMENT LIM	Professional & Comme...		-23	-97	47	30	-6
62	MCY	→	MERCURY NZ LIMITED	Electrical Utilities...	●	-10	-40	8	2	-8
89	LTM	↑	ARCADIUM LITHIUM PLC	Chemicals...		45	56	0	-100	-9
74	AGL	↓	AGL ENERGY LIMITED	Multiline Utilities...	●	-34	-49	-21	18	-17
58	AFI	↓	AUSTRALIAN FOUNDATION INVESTME	Investment Banking &...	●	-39	-80	74	-21	-21
80	QUB	↓	QUBE HOLDINGS LIMITED	Transport Infrastruc...	●	-31	-53	16	-15	-22
57	TNE	↓	TECHNOLOGY ONE LIMITED	Software & IT Servic...	●	-39	-63	100	-49	-23
73	ALQ	↓	ALS LIMITED	Professional & Comme...	●	-31	-59	52	-37	-24
76	EDV	↘	ENDEAVOUR GROUP LIMITED	Food & Drug Retailin...	●	-27	-49	70	-58	-25
85	ARG	↘	ARGO INVESTMENTS LIMITED	Investment Banking &...	●	-29	-85	56	-34	-26
72	BEN	↓	BENDIGO AND ADELAIDE BANK LIMI	Banking Services...		-67	-89	36	-2	-32
86	PLS	↓	PILBARA MINERALS LIMITED	Metals & Mining...		-31	-92	14	-34	-35
94	AZJ	→	AURIZON HOLDINGS LIMITED	Freight & Logistics ...	●	-24	-95	8	-38	-35
79	NWL	↓	NETWEALTH GROUP LIMITED	Investment Banking &...	●	-39	-49	83	-100	-41
97	IPL	↓	INCITEC PIVOT LIMITED	Chemicals...		-51	-77	20	-44	-41
68	YAL	↓	YANCOAL AUSTRALIA LTD	Coal...	●	-31	-91	100	-100	-42
100	PNI	↓	PINNACLE INVESTMENT MANAGEMENT	Investment Banking &...	●	-38	-79	100	-100	-43
52	TLC	→	THE LOTTERY CORPORATION LIMITE	Hotels & Entertainme...		-19	-38	33	13	-43
83	ALD	↓	AMPOL LIMITED	Oil & Gas...		-46	-59	87	-100	-44
96	NXG	↓	NEXGEN ENERGY LTD.	Uranium...		-55	-81	100	-100	-49
60	TWE	↓	TREASURY WINE ESTATES LIMITED	Beverages...		-45	-72	68	-100	-49
98	SPK	↓	SPARK NEW ZEALAND LIMITED	Telecommunications S...		-72	-79	100	-100	-54
56	NXT	↓	NEXTDC LIMITED	Software & IT Servic...		-51	-97	66	-100	-56
99	PMV	↓	PREMIER INVESTMENTS LIMITED	Specialty Retailers...		-98	-81	29	-100	-75

- KEY**
- ↑ Monthly stock price direction is in an uptrend
  - ↗ Monthly stock price direction is probably in an uptrend
  - Monthly stock price direction is uncertain
  - ↘ Monthly stock price direction is probably in a downtrend
  - ↓ Monthly stock price direction is in a downtrend

- Stock has entered an upswing or uptrend
- Stock price swing trend may be changing
- Stock has entered a downswing or downtrend





**Market  
Monkey**